



TITAN[®]

GAS AIRLESS CATALOG



SCAN FOR
DIGITAL COPY



SPRAYING **REDEFINED**





THE BEST AND LONGEST WARRANTY IN THE INDUSTRY

Four-year Manufacturer's Defect

We pledge that our sprayers are free from defects in materials and workmanship. This excludes normal wear items and consumables such as filters, piston, packings, spray tips, spray guns, hoses, etc.

Lifetime DuraLife HE and PMDC Motor Warranty

If the motor fails for any reason (including wear) for as long as you own the sprayer, we will replace the motor at no cost to you.

Limited Lifetime DCX Motor Warranty

If the motor fails from normal usage for as long as you own the sprayer, we will replace the motor at no cost to you.

Gas Engine Warranty

3-year Honda® and 2-years all others.

Two-year Turbine Warranty

Lifetime Drive Train Warranty

If the drive train fails from normal usage for as long as you own the sprayer, we will replace the drive train at no cost to you.

Lifetime Warranty on PermaStroke Technology™ Fluid Pump

Get a lifetime warranty on the PermaStroke Technology fluid pump. If the fluid pump fails for any reason (including wear) for as long as you own the sprayer, we will replace the fluid pump at no cost.

35-day Satisfaction Guarantee

If for any reason the sprayer does not perform up to your expectations within 35 days, the sprayer can be exchanged for the identical model or full credit toward the purchase of a Titan sprayer of larger size and value.

Express Parts Program

- More than 550 Authorized Service Centers nationwide
- The most common repair parts are guaranteed to be in stock 100% of the time
- If for any reason your preferred Authorized Service Center is out of stock, free 2nd day air is available when ordered by 3:00 pm (EST)

GO TO TITANWEARGUARD.COM FOR MORE INFORMATION



TITAN®

GAS AND CONVERTIBLE AIRLESS

04 ELITE® SERIES

Perfect for the contractor who is looking for a lightweight, portable sprayer for small- to medium-sized jobs.

10 POWRBEAST® SERIES

Heavy-duty direct immersion sprayers capable of spraying heavy to light bodied coatings.

06 POWRTWIN™ SERIES

For large-scale residential, commercial and industrial applications.

12 HYDRA X™ SERIES

The ultimate sprayers for any job where maximum power is required.

09 POWRTWIN DI SERIES

The most powerful portable sprayers on the market today.

14 SPRAYER SPECS

Compare Titan's Gas and Convertible Airless pumps and make sure you get the perfect sprayer for whatever your needs.

OUR MISSION

When your business depends on the tools you use,
you need to be able to count on the people who make them.

Our relentless commitment to helping every coating professional
be their best leads to better work, improved ROI and growing business.

ELITE[®] GAS SERIES

Titan Elite gas-powered sealed hydraulic paint sprayers help you produce the highest quality results no matter what the jobsite conditions are. Featuring the revolutionary PermaStroke Technology™, which has no pistons, packings, cylinders or clutch to replace and backed by the WearGuard™ Elite Lifetime Fluid Pump Warranty, they are simple to operate and field serviceable, keeping contractors on the job.



PermaStroke Technology™

No piston, packings or cylinders to wear out

- One Piece Inlet & Outlet Valves
- 100% Field Serviceable
- Cartridge style valves make repair simple, fast and inexpensive
 - Elite 3500 Valve Kit (537903)



Sealed Hydraulic System

- Has no electronics and no clutch to burn out
- Easy priming guaranteed every time through the Sureflo™ Pusher valve
- Delivers top performance using small or large tip sizes at pressures from 300 to 3300 psi



Flatline Pulsation Dampener™

- Eliminates all pressure fluctuations and deadband in the system
- Provides smooth operation and a consistent finish
- Keep your jobsite clean with Titan's no-spill vertical pump filter that holds coatings in the housing when removed

POWERED by
HONDA

ELITE 3500

0.75 gpm

Recommended for up to
200 gallons per week.

Features:

PermaStroke Technology

No piston, packings or cylinder to wear out

- One Piece Inlet & Outlet Valves
- 100% Field Serviceable

Sealed Hydraulic System

Has no electronics and no clutch to burn out

FlatLine Pulsation Dampener

- Eliminates all pressure fluctuations and deadband in the system
- Provides smooth operation and a consistent finish

Sureflo Pusher Valve

Makes system priming easy

No-Spill Pump Filter

Vertical design retains coating during removal

Large 12" Pneumatic Tires

Smoother travel over rough surfaces

Built-In Lift Handles

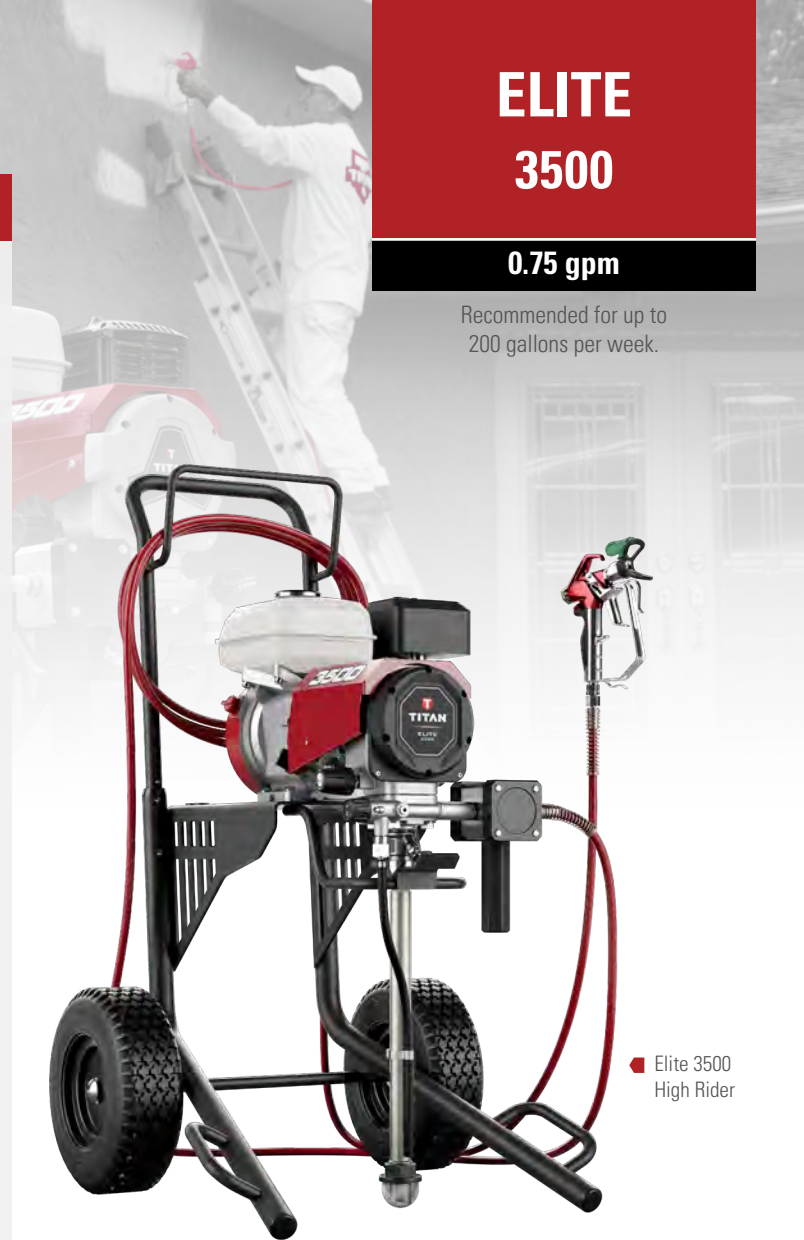
Easier loading and unloading for transport

Telescoping Handle With Hose Wrap

Extends for comfortable job site usage and retracts for transport

Two Tip Holders

Keeps extra tips nearby



■ Elite 3500
High Rider



■ Elite 3500
Low Rider

Elite 3500	
SPECIFICATIONS	
Max Delivery	0.75 gpm
Max Operating Pressure	3300 psi
Max Tip Size (1-Gun)	0.027"
Engine	Honda GX120
CONFIGURATION	PART NO.
High Rider	0537012A
Low Rider	0537013A



■ The Elite 3500 comes complete with RX-Pro Gun, 517 Reversible Tip and 1/4" x 50' Airless Hose.

POWRTWIN™ SERIES

Since their introduction almost half a century ago, Titan PowrTwin hydraulic piston sprayers have a well-earned reputation for durability and dependability among serious contractors for large scale residential, commercial and industrial applications and multi-gun usage.



Convertible

Easy, tool-free convertibility for projects where gas engines are not permitted.


2 hp Electric Converto Kit sold separately.



Belt Guard

Pivotable housing provides easy access for belt replacement and power source conversion.

POWERED by
HONDA™



Speeflo® HydraDrive™

Smooth, slow-stroking hydraulic drive provides extreme power and reliability.



Severe Service™ 900 Pump

Cylinder and piston rod are tempered with a proprietary heat-treating process that increases pump life 150% over competitive pumps. Self-adjusting packings prevent over-tightening and help prevent premature wear.

POWRTWIN 4900/6900 PLUS

1.50 / 2.25 gpm

Recommended for up to
400 gallons per week.

Features:

Accurate Pressure Control

- ▀ Ranges from 400 to 3300 psi
- ▀ Spray low viscosity primers to heavy-bodied finish paints

Vented Hydraulic Fill and Dip Stick

Easy access for less mess

Easy-Remove Filter

Only 3 turns to remove

Wrap Around Frame

For extra strength and stability

High Efficiency Cooling Fan

Keeps the hydraulics cooler for longer life

Heavy-Duty Frame

Durable cart with telescoping handle and convenient lift handles

Honda GX160 Engine

Dependable, gas-powered engine with low-oil alert

Convenient Pail Hook



▀ PowrTwin
4900 Plus

PowrTwin ▀
6900 Plus

	PowrTwin 4900 Plus (Electric)	PowrTwin 4900 Plus (Gas)	PowrTwin 6900 Plus (Electric)	PowrTwin 6900 Plus (Gas)
SPECIFICATIONS				
Max Delivery	1.25 gpm	1.50 gpm	1.25 gpm	2.25 gpm
Max Operating Pressure	3300 psi	3300 psi	3300 psi	3300 psi
Max Tip Size (1-Gun)	0.033"	0.044"	0.033"	0.050"
Max Tip Size (2-Guns)	0.023"	0.031"	0.023"	0.035"
Max Tip Size (3-Guns)	0.019"	0.025"	0.019"	0.029"
Max Tip Size (4-Guns)	----	----	----	0.025"
Engine	2 hp, TEFC DC motor	Honda GX160 engine	2 hp, TEFC DC motor	Honda GX160 engine
Part Number	290012	290012	290028	290013
Required: Convertokit (Gas to 120V)	506-719	----	----	----
OPTIONAL CONFIGURATIONS				
	PART NO.	PART NO.	PART NO.	PART NO.
Convertokit (Gas to 120V)	----	506-719	----	506-276A
Convertokit (120V to Gas)	----	----	0290454A	----



- ▀ The PowrTwin 4900 and 6900 Plus come complete with RX-Pro Gun, 517 Reversible Tip and 1/4" x 50' Airless Hose.

POWRTWIN 8900/12000 PLUS

2.50 / 3.15 gpm

Recommended for up to
400/500+ gallons per week.

Features:

Accurate Pressure Control

- **PowrTwin 8900 Plus:** Operating pressure ranges from 400 to 3300 psi
- **PowrTwin 12000 Plus:** Operating pressure ranges from 400 to 3600 psi
- Both spray low viscosity primers to heavy-bodied finish paints, block filler and elastomerics

Quick Removal Filter

Access filter in just 3 turns

Wrap Around Frame

For extra strength and stability

High Efficiency Cooling Fan

Keeps the hydraulics cooler for longer life

Heavy-Duty Frame

Durable cart with telescoping handle and convenient lift handles

Honda Gas Engine

Dependable, smooth performance with low oil alert.

Convenient Pail Hook

PowrTwin
8900 Plus



PowrTwin
12000 Plus



	PowrTwin 8900 Plus (Electric)	PowrTwin 8900 Plus (Gas)	PowrTwin 12000 Plus (Gas)
SPECIFICATIONS			
Max Delivery	1.25 gpm	2.50 gpm	3.15 gpm
Max Operating Pressure	3300 psi	3300 psi	3600 psi
Max Tip Size (1-Gun)	0.034"	0.054"	0.058"
Max Tip Size (2-Guns)	0.024"	0.038"	0.040"
Max Tip Size (3-Guns)	0.020"	0.036"	0.034"
Max Tip Size (4-Guns)	----	0.028"	0.030"
Power Source	2 hp, TEFC DC motor	Honda GX200 engine	Honda GX270 engine
Part Number	290027	290018	290016
OPTIONAL CONFIGURATIONS			
	PART NO.	PART NO.	PART NO.
Convertokit (Gas to 120V)	----	506-276A	506-276A
Convertokit (120V to Gas)	0290473A	----	----



► The PowrTwin 12000 Plus comes complete with RX-Apex Non-filtered Gun, 517 SC-6+ Reversible Tip and 1/4" x 50' Airless Hose.



► The PowrTwin 8900 Plus comes complete with RX-Pro Gun, 517 Reversible Tip and 1/4" x 50' Airless Hose.

POWRTWIN DI SERIES

With its efficient siphon system, the PowrTwin DI (direct immersion) units include a submersed foot valve capable of spraying very heavy coatings. In addition, its EZ swing frame makes this the most convenient gas hydraulic system on the market today.

Features:

Direct Immersion

Submersed foot valve siphons heavy viscosity coatings

Power Multiple Spray Guns

With an industry leading 3.15 gpm, the 12000 Plus DI supports up to 6 spray guns

Easy to Convert

Tool-free ability to quickly swap between a gas engine and an electric motor

Belt Guard

Pivotal housing provides easy access for belt replacement and power source conversion



EZ Swing Frame

Minimizes spillage during paint changes and facilitates convenient transportation

POWERED by
HONDA™

PowrTwin 6900 Plus DI

Configured with a submersible foot valve designed for very heavy materials, including drywall mud.



■ PowrTwin 6900 Plus DI Electric



PowrTwin 12000 Plus DI

The flagship of the line and is recommended for very large scale projects where up to 6 guns may be needed, or application of very heavy coatings. The most portable roofing sprayer ever.




	PowrTwin 6900 Plus DI (Electric)	PowrTwin 6900 Plus DI (Gas)	PowrTwin 12000 Plus DI
SPECIFICATIONS			
Max Delivery	1.25 gpm	2.25 gpm	3.15 gpm
Max Operating Pressure	3300 psi	3300 psi	3600 psi
Max Tip Size (1-Gun)	0.033"	0.050"	0.058"
Max Tip Size (2-Guns)	0.023"	0.035"	0.040"
Max Tip Size (3-Guns)	0.019"	0.029"	0.034"
Max Tip Size (4-Guns)	----	0.025"	0.030"
Power Source	2 hp, TEFC DC motor	Honda GX160 engine	Honda GX270 engine
Part Number	290029	290021	290023
OPTIONAL CONFIGURATIONS			
	PART NO.	PART NO.	PART NO.
ConvertoKit (Gas to 120V)	----	0290311A	0290311A
ConvertoKit (120V to Gas)	0290614A	----	---



PowrTwin 6900 Plus models & 12000 Plus DI come complete with RX-Apex Non-filtered Gun, 517 SC-6+ Reversible Tip and 3/8" x 50' Airless Hose.

POWRBEAST® SERIES

Since their introduction, PowrBeast direct immersion hydraulic piston sprayers have been the choice for serious contractors for large scale residential, commercial and industrial applications.




HydraStroke® Technology

- Unmatched durability and performance powered by electronically-controlled hydraulics
- Unlike clutch units that small tips can damage, PowrBeast units have the versatility to spray heavy and light bodied coatings with ease
- Hydraulic motor is optimized with one moving part, reducing heat and extending life



Severe Service™ Fluid Section

- Long and slow stroking piston maximizes power and durability
- Proven Titan technology with 35 years in the field
- Field serviceable with easy to remove/replace fluid section



Smart Design

- Extremely efficient cooling system
- Move your sprayer wherever its needed with large 12" pneumatic tires for increased portability and travel over rough surfaces
- Simplified pump assembly for easier service

POWERED by
HONDA™

POWRBEAST 9700

3.00 gpm

Recommended for up to
500 gallons per week.

Features:

HydraStroke Technology

Efficient and versatile with no clutch to burn

Severe Service Fluid Section

Slow-stroking piston maximizes power and efficiency, extending pump life

Efficient Cooling System

Airflow maximized to actively cool the system

Submersed Foot Valve

Maximizes suction for heavy viscosity materials

Front Mounted Motor/Pump Assembly

Easy to access for maintenance and service

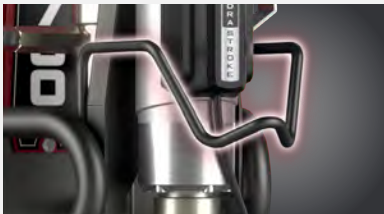
Large 12" Pneumatic Tires

Smoother travel over rough surfaces

Built-In Lift Handles

For easy loading and unloading

Convenient Pail Hook



■ PowrBeast
9700


	PowrBeast 9700
SPECIFICATIONS	
Max Delivery	3.00 gpm
Max Operating Pressure	3300 psi
Max Tip Size (1-Gun)	0.055"
Max Tip Size (2-Guns)	0.039"
Max Tip Size (3-Guns)	0.031"
Max Tip Size (4-Guns)	0.027"
Max Tip Size (5-Guns)	0.023"
Engine	Honda GX270
Part Number	537007



■ The PowrBeast 9700 sprayers come complete with RX-Pro Gun, 517 Reversible Tip and 1/4" x 50' Airless Hose.


HYDRA X™ SERIES

The Hydra X Series delivers when jobs call for the toughest coatings. The Direct Immersion System eliminates the need for transfer pumps, flexible siphon tubes, and air compressors, maximizing efficiency. The AutoLift™ system raises and lowers the fluid section with the push of a button so contractors can spend less time setting up and more time spraying.



HydraStroke™ Technology

- Unmatched durability and performance powered by electronically-controlled hydraulics
- Unlike clutch units that small tips can damage, PowrBeast units have the versatility to spray heavy and light bodied coatings with ease
- Hydraulic motor is optimized with one moving part, reducing heat and extending life



Severe Service™ Fluid Section

- 5" long, slow stroking piston maximizes power and efficiency to extend the pump life
- Uses a Tri-chrome process to create the industry's most durable fluid section with packings designed specifically for aggressive coatings
- Proven Titan self-adjusting packing technology with over 45 years in the field extends time between repacks
- Patent-pending quick removal fluid section allows one person to service on the jobsite with ease



Smart Design

- Effortless drum changes with the electric AutoLift™ system that raises and lowers the fluid section with the touch of a button
- One sprayer with modular fluid sections allowing for two different performances out of one sprayer
- Large 12" pneumatic tires make it easy to move around job site

POWERED by
HONDA™

HYDRA X 4540/7230

4.00 / 3.00 gpm

Recommended for up to
500+ gallons per week.

Features:

HydraStroke Technology

Efficient and versatile with no clutch to burn

Severe Service Fluid Section

Slow-stroking piston maximizes power and efficiency, extending pump life

Extremely Efficient Cooling System

Dual cooling fans maximize airflow to actively cool the hydraulic system

AutoLift™ System

- Effortless changeover for 55 gallon drums or 5 gallon pails
- Raise and lower the fluid section with the touch of a button

Large 12" Pneumatic Tires

Smoother travel over rough surfaces

POWERED by
HONDA™



Hydra X 7230

	Hydra X 4540	Hydra X 7230
SPECIFICATIONS		
Max Delivery	4.0 gpm (15.1 lpm)	3.0 gpm (11.4 lpm)
Max Tip Size (1-Gun)	0.067"	0.057"
Max Tip Size (2-Guns)	0.043"	0.035"
Max Tip Size (3-Guns)	0.035"	0.031"
Max Tip Size (4-Guns)	0.031"	0.027"
Max Tip Size (5-Guns)	0.025"	0.021"
Max Tip Size (6-Guns)	0.021"	----
Max. Operating Pressure	4500 psi	7250 psi
Cycles Per Gallon	15	23
Volumetric Flow per Double Stroke	247 cc	162 cc
CONFIGURATIONS		
49 States HONDA	2412275	2412277
California HONDA ¹	2412275X	2412277X
Kohler Engine ¹	2412275K	2412277K
49 States Honda 250' GHT ²	2424560	2424561
California Honda 250' GHT ²	2424560X	2424561X
Kohler 250' GHT ¹	2424560K	2424561K

¹Compliant with the 2024 California Air Resources Board [CARB] rules at time of printing

²Configurations comes with M-8 Gun, 250' hose, and 631 High Pressure Tip

Hydra X 4540

High-production unit for all architectural coatings, dry wall mud, epoxies, mastics and elastomeric roof coatings.

Use if you're primarily spraying: acrylic elastomeric roof coatings, asphalt emulsion, zinc coatings, commercial architectural coatings

Hydra X 7230






Powerful high pressure sprayer for hard to atomize materials like silicones and epoxies.

Use if you're primarily spraying: silicone, epoxy & elastomeric

SPECIFICATIONS




	Elite 3500	PowrTwin 4900 Plus	PowrTwin 6900 Plus	PowrTwin 8900 Plus	PowrTwin 12000 Plus
Part Number - Gas	High Rider: 0537012A Low Rider: 0537013A	290012	290013	290018	290016
Part Number - Electric	----	----	290028	290027	----
ConvertoKit (Gas->120V Power)	----	506-719	506-276A	506-276A	506-276A
ConvertoKit (120V->Gas Power)	----	----	0290454A	0290473A	----
Max Delivery (gpm) - Gas	0.75 (2.8 lpm)	1.50 (5.7 lpm)	2.25 (8.5 lpm)	2.50 (9.5 lpm)	3.15 (11.9 lpm)
Max Delivery (gpm) - Electric	----	1.25 (4.7 lpm)	1.25 (4.7 lpm)	1.25 (4.7 lpm)	1.25 (4.7 lpm)
Max Tip Size, 1-Gun - Gas	0.027"	0.044"	0.050"	0.054"	0.058"
Max Tip Size, 2-Guns - Gas	----	0.031"	0.035"	0.038"	0.040"
Max Tip Size, 3-Guns - Gas	----	0.025"	0.029"	0.032"	0.034"
Max Tip Size, 4-Guns - Gas	----	----	0.025"	0.028"	0.030"
Max Tip Size, 5-Guns - Gas	----	----	----	0.024"	0.026"
Max Tip Size, 6-Guns - Gas	----	----	----	----	0.024"
Max Tip Size, 1-Gun - Electric	----	0.033"	0.033"	0.034"	0.034"
Max Tip Size, 2-Guns - Electric	----	0.023"	0.023"	0.024"	0.024"
Max Tip Size, 3-Guns - Electric	----	0.019"	0.019"	0.020"	0.020"
Max Tip Size, 4-Guns - Electric	----	----	----	----	----
Max Operating Pressure (psi)	3300 (22.8 MPa)	3300 (22.8 MPa)	3300 (22.8 MPa)	3300 (22.8 MPa)	3600 (24.8 MPa)
Engine	Honda GX120	Honda GX160	Honda GX160	Honda GX200	Honda GX270
Cycle Rate	----	86.9 per gallon (23 per liter)	51.5 per Gallon (13.6 per Liter)	38.6 per gallon (10.2 per liter)	38.6 per gallon (10.2 per liter)
Electric Motor	----	2 hp, TEFC DC	2 hp, TEFC DC	2 hp, TEFC DC	2 hp, TEFC DC
Max Hose Length	300' (91.4 m)	300' (91.4 m)	400' (121.9 m)	400' (121.9 m)	400' (121.9 m)
Paint Outlet - Filter Element	60-Mesh	50-Mesh	50-Mesh	5-Mesh	5-Mesh
Paint Outlet - Filter Area	18 in ² (116 cm ²)	18 in ² (116 cm ²)	18 in ² (116 cm ²)	18 in ² (116 cm ²)	18 in ² (116 cm ²)
Weight - Gas (lbs)	High Rider: 103 (47 kg) Low Rider: 95 (43 kg)	132 (60 kg)	139 (63 kg)	154 (70 kg)	183 (83 kg)
Weight - Electric (lbs)	----	139 (63 kg)	148 (67 kg)	164 (74 kg)	188 (85 kg)
Dimensions (H x W x L) - Unit	HR: 30" x 25" x 44" (75 x 63 x 112 cm) LR: 50" x 25" x 24" (127 x 64 x 61 cm)	37.2" x 26.8" x 35" (94 x 68 x 89 cm)	37.2" x 26.8" x 35" (94 x 68 x 89 cm)	42.5" x 27" x 31" (108 x 69 x 79 cm)	46" x 27" x 31" (117 x 69 x 79 cm)
Gun Included	RX-Pro	RX-Pro	RX-Pro	RX-Pro	RX-Apex, non-filtered
Tip Included	517	517	517	517	517
Airless Hose Included	1/4" x 50'	1/4" x 50'	1/4" x 50'	1/4" x 50'	1/4" x 50'

				
PowrTwin 6900 Plus DI	PowrTwin 12000 Plus DI	PowrBeast 9700	Hydra X 4540	Hydra X 7230
290021	290023	537007	2412275	2412277
290029	----	----	----	----
0290311A	0290311A	----	----	----
0290614A	----	----	----	----
2.25 (8.5 lpm)	3.15 (11.9 lpm)	3.00 (11.4 lpm)	4.00 (15.1 lpm)	3.00 (11.4 lpm)
1.25 (4.7 lpm)	1.25 (4.7 lpm)	----	----	----
0.050"	0.058"	0.055"	0.067"	0.057"
0.035"	0.040"	0.039"	0.043"	0.035"
0.029"	0.034"	0.031"	0.035"	0.031"
0.025"	0.030"	0.027"	0.031"	0.027"
----	0.026"	0.023"	0.025"	0.021"
----	0.024"	----	0.021"	----
0.033"	0.034"	----	----	----
0.023"	0.024"	----	----	----
0.019"	0.020"	----	----	----
----	----	----	----	----
3300 (22.8 MPa)	3600 (24.8 MPa)	3300 (22.8 MPa)	4500 (31.0 MPa)	7250 (50.0 MPa)
Honda GX160	Honda GX270	Honda GX270	Honda GX390	Honda GX390
51.5 per gallon (13.6 per liter)	38.6 per gallon (10.2 per liter)	38.6 per gallon (10.2 per liter)	15.3 per gallon (4.1 per liter)	23.3 per gallon (6.2 per liter)
2 hp, TEFC DC	2 hp, TEFC DC	----	----	----
400' (121.9 m)	500' (152.4 m)	300' (91.4 m)	500' (152.4 m)	500' (152.4 m)
5-Mesh	5-Mesh	5-Mesh	----	----
18 in ² (116 cm ²)	18 in ² (116 cm ²)	18 in ² (116 cm ²)	----	----
190 (86 kg)	194 (88 kg)	199 (90 kg)	385 (175 kg)	385 (175 kg)
199 (90 kg)	192 (87 kg)	----	----	----
43" x 25" x 34" (109 x 64 x 86 cm)	46" x 27" x 34" (117 x 69 x 86 cm)	46" x 25" x 44" (117 x 64 x 112 cm)	52" x 32" x 48" (132 x 81 x 122 cm)	52" x 32" x 48" (132 x 81 x 122 cm)
RX-Apex, non-filtered	RX-Apex, non-filtered	RX-Pro	----	----
517	517	517	----	----
3/8" x 50'	3/8" x 50'	1/4" x 50'	----	----



WEARGUARD CONVENIENCE PROGRAM KEEPS YOU UP AND RUNNING



When you purchase a new Titan sprayer, you're able to take advantage of our exclusive WearGuard Convenience Program. Protect your investment by purchasing a spare fluid section or PermaStroke kit at a discounted rate. Save yourself the time and frustration of an extra trip or waiting for parts to arrive in the event that your sprayer goes down. When you have a backup fluid section or PermaStroke kit on hand, replacement can quickly be made without leaving the jobsite and doesn't require special tools. The bottom line is that WearGuard keeps you up and running.


Not interested in purchasing a spare fluid section? We also offer the option of a free packing kit on select sprayers.

**For more information
on pricing and how to
order, go to:**

**www.titanwearguard.com
or scan the QR code.**



KEEP TITAN WITH YOU WHEREVER YOU GO



MyTitan™ gives you immediate access to all things Titan. Anywhere, anytime on your computer or mobile device. MyTitan gives you everything you need to get the most out of your sprayers, all in one place, no matter where the workday takes you. MyTitan is designed to make your life easier, your business more efficient, and your day more productive—so you can stay ahead of the game, do more in less time, and never lose track of another detail.

**For more information on
this new app, go to:**

**[www.titantool.com/
mytitan-welcome](http://www.titantool.com/mytitan-welcome)
or scan the QR code.**



ONLINE REWARD REDEMPTION NO CLIPPING. NO STAMPS. NO HASSLES.

**For more information and to see current promotions, go to:
www.titantool.com/thor-promos or scan the QR code.**



All information contained in this brochure is based on the latest information available at the time of printing. Titan reserves the right to make changes at any time, without notice. Due to continuous innovation, specifications may progressively change. Contact one of our dependable sales reps or call our dedicated customer service team for more information.